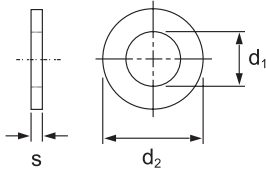


Flat Washer, Carbon Steel and Stainless Steel

Metric Series



Product Specifications

Standard	BS 1449
Specification	BS 4320 / DIN125A / ISO 7089
Finishing	Zinc Plated to ISO 4042
	Hot Dip Galvanized to ISO 1461
	A2/A4 Stainless Steel to BS EN ISO 3506

Dimensions

	Nominal Size d	Inside diameter d ₁		Outside diameter d ₂		Thickness s	
		min.	max.	min.	max.	min.	max.
BS 4320 Form A	M6	6.4	6.7	12.1	12.5	1.4	1.8
	M8	8.4	8.7	16.6	17.0	1.4	1.8
	M10	10.5	10.9	20.5	21.0	1.8	2.2
	M12	13.0	13.4	23.5	24.0	2.3	2.7
	M16	17.0	17.4	29.5	30.0	2.7	3.3
	M20	21.0	21.5	36.2	37.0	2.7	3.3
	M24	25.0	25.5	43.2	44.0	3.7	4.3
	M30	31.0	31.6	55.0	56.0	3.7	4.3
	M36	37.0	37.6	65.0	66.0	4.4	5.6
BS 4320 Form C	M6	6.4	6.7	13.6	14.0	1.4	1.8
	M8	8.4	8.7	20.5	21.0	1.4	1.8
	M10	10.5	10.9	23.5	24.0	1.8	2.2
	M12	13.0	13.4	27.5	28.0	2.3	2.7
	M16	17.0	17.4	33.2	34.0	2.7	3.3
	M20	21.0	21.5	38.2	39.0	2.7	3.3
	M24	25.0	25.5	49.2	50.0	3.7	4.3
	M30	31.0	31.6	59.0	60.0	3.7	4.3
	M36	37.0	37.6	71.0	72.0	4.4	5.6
DIN 125A / ISO 7089	M6	6.4	6.62	11.57	12.00	1.4	1.8
	M8	8.4	8.62	15.57	16.00	1.4	1.8
	M10	10.5	10.77	19.48	20.00	1.8	2.2
	M12	13.0	13.27	23.48	24.00	2.3	2.7
	M16	17.0	17.27	29.48	30.00	2.7	3.3
	M20	21.0	21.33	36.38	37.00	2.7	3.3
	M24	25.0	25.33	43.38	44.00	3.7	4.3
	M30	31.0	31.39	55.26	56.00	3.7	4.3
	M36	37.0	37.62	64.80	66.00	4.4	5.6

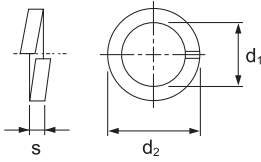
all unit in mm unless specified

Ordering Example

Part No.	Description
WRM10AZP	M10 Flat Washer, Form A, Zinc Plated (ZP)
WRM10AHDG	M10 Flat Washer, Form A, Hot Dip Galvanized (HDG)
WRM10AA2	M10 Stainless Steel Flat Washer, Form A, A2 (SS304)
WRM10AA4	M10 Stainless Steel Flat Washer, Form A, A4 (SS316)

Spring Washer, Carbon Steel and Stainless Steel

Metric Series



Product Specifications

Standard	DIN 127B
Finishing	Zinc Plated to ISO 4042
	Hot Dip Galvanized to ISO 1461
A2/A4 Stainless Steel to BS EN ISO 3506	

Dimensions

	Nominal Size d	Inside diameter d ₁		Outside diameter d ₂		Thickness s	
		min.	max.	min.	max.	min.	max.
DIN 127B	M6	6.1		11.8		1.6	
	M8	8.1		14.8		2.0	
	M10	10.2		18.1		2.2	
	M12	12.2		21.1		2.5	
	M16	16.2		27.4		3.5	
	M20	20.2		33.6		4.0	
	M24	24.5		40.0		5.0	
	M30	30.5		48.2		6.0	
	M36	36.5		58.2		6.0	

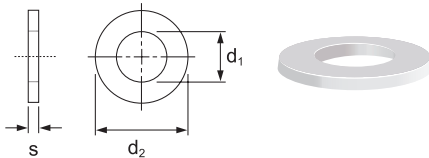
all unit in mm unless specified

Ordering Example

Part No.	Description
SWRM10ZP	M10 Spring Washer, Zinc Plated (ZP)
SWRM10HDG	M10 Spring Washer, Hot Dip Galvanized (HDG)
SWRM10A2	M10 Stainless Steel Spring Washer, A2 (SS304)
SWRM10A4	M10 Stainless Steel Spring Washer, A4 (SS316)

Nylon Washer

Metric Series



Product Specifications

Specification	BS 4320 / DIN125A / ISO 7089
---------------	------------------------------

Dimensions

	Nominal Size d	Inside diameter d ₁		Outside diameter d ₂		Thickness s	
		min.	max.	min.	max.	min.	max.
BS 4320 Form A	M6	6.4	6.7	12.10	12.50	1.4	1.8
	M8	8.4	8.7	16.60	17.00	1.4	1.8
	M10	10.5	10.9	20.50	21.00	1.8	2.2
	M12	13.0	13.4	23.50	24.00	2.3	2.7
	M16	17.0	17.4	29.50	30.00	2.7	3.3
	M20	21.0	21.5	36.20	37.00	2.7	3.3
	M24	25.0	25.5	43.20	44.00	3.7	4.3
	M30	31.0	31.6	55.00	56.00	3.7	4.3
	M36	37.0	37.6	65.00	66.00	4.4	5.6
DIN 125A / ISO 7089	M6	6.4	6.62	11.57	12.00	1.4	1.8
	M8	8.4	8.62	15.57	16.00	1.4	1.8
	M10	10.5	10.77	19.48	20.00	1.8	2.2
	M12	13.0	13.27	23.48	24.00	2.3	2.7
	M16	17.0	17.27	29.48	30.00	2.7	3.3
	M20	21.0	21.33	36.38	37.00	2.7	3.3
	M24	25.0	25.33	43.38	44.00	3.7	4.3
	M30	31.0	31.39	55.26	56.00	3.7	4.3
	M36	37.0	37.62	64.80	66.00	4.4	5.6

all unit in mm unless specified

Ordering Example

Part No.	Description
NWRM10A	M10 Nylon Washer, Form A