

## Modfix Shimplate

High Load Strength - Colour Coded - Non-Skid Profile



### Material and Properties

Property	Test Method	Units	Value
Tensile @ Yield	ASTMD638	MPa	28
Elongation @ Break	ASTMD638	%	50
Flexural Strength	ASTMD790	MPa	42
Flexural Modulus	ASTMD790	GPa	2.4

- Typical properties; not to be construed as specifications
- Values quoted are the result of tests on representative samples and the product supplied may not conform in all respects.
- Values quoted are the result of tests on Natural/Un-pigmented product. These values may vary on products that contain pigmentation or any other additive.
- Compression tests on Modfix standard panel shims have been carried out at Monash University, Department of Material Engineering. No Yielding nor any deformation was observed.

### Product Overview

- A reinforced polypropylene blend compound, exhibiting excellent surface finish and processability characteristics.
- Designed for packing underneath concrete precast or tilt-up panel, to gain alignment with a non-skid surface.
- Colour coded by thickness for ease of selection. Modfix packing shims are manufactured from quality plastic and tested with compressive loads up to 20 tones.
- Horseshoe style with long and short slots, are also available for placement around starter bars, locating bolts and pins etc.

### Product Advantages

- Very light to carry that ease the job at height
- No contact corrosion with steel or stainless steel bracket/anchor
- Variety of size and thickness

### Applications

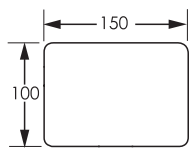
- Commercial and civil applications such as packing under panels, machines, door and window frames.
- Bottom of precast panel
- Shim between steel bracket and wall

### Size Availability

- Standard size 150 x 100 with 1, 2, 3, 5, 10, 15 and 20mm thickness.
- Horseshoe and half shims are also available

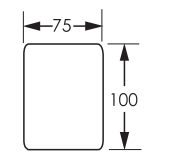
### Product Ranges - Modfix Shimplate

#### Full Shim 150mm x 100 mm



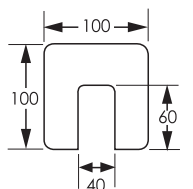
Order Code	Thickness	Colour
SHIM01	1	BROWN
SHIM02	2	BLUE
SHIM03	3	GREEN
SHIM05	5	YELLOW
SHIM10	10	BLACK
SHIM15	15	GREY
SHIM20	20	WHITE

#### Half Shim 100mm x 75 mm



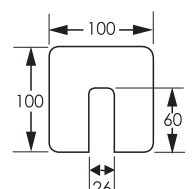
Order Code	Thickness	Colour
SHS01	1	BROWN
SHS02	2	BLUE
SHS03	3	GREEN
SHS05	5	YELLOW
SHS10	10	BLACK
SHS15	15	GREY
SHS20	20	WHITE

#### Horseshoe Shim 100mm x 100 mm with slot 60mm x 40mm



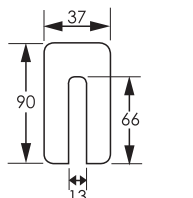
Order Code	Thickness	Colour
SHHC02-100/40	2	BLUE
SHHC03-100/40	3	GREEN
SHHC05-100/40	5	YELLOW
SHHC10-100/40	10	BLACK

#### Horseshoe Shim 100mm x 100 mm with slot 60mm x 26mm



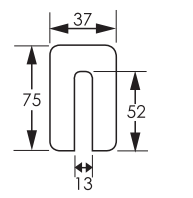
Order Code	Thickness	Colour
SHHC01-100/26	1	BROWN
SHHC02-100/26	2	BLUE
SHHC05-100/26	5	YELLOW

#### Horseshoe Shim 90mm x 37 mm with slot 66mm x 13mm



Order Code	Thickness	Colour
SHHB01.5-90	1.5	BROWN
SHHB03-90	3	GREEN
SHHB05-90	5	YELLOW
SHHB10-90	10	BLACK

#### Horseshoe Shim 75mm x 37 mm with slot 52mm x 13mm



Order Code	Thickness	Colour
SHHA01.5-75	1.5	BROWN
SHHA03-75	3	GREEN
SHHA05-75	5	YELLOW
SHHA06.5-75	6.5	WHITE
SHHA10-75	10	BLACK